

Screening
Crushing
Mixing
Aerating
Loading
Stabilising

ALLU D - Series

Screener Crusher

ALLU Attachments - at your service!

The quality tools for your job site

If your job requires fine fragment size, high crushing power, maybe your job site is located on a narrow road or a rough terrain where big stationary machines are unable to go, your choice is the ALLU D -series. The ALLU attachments are known for their reliability and superior quality.

The ALLU D -Series attachments are designed to perform cost-effectively on demanding job sites and materials so you can work faster and improve profitability.

The ALLU D -series includes a versatile selection of tools to process different materials, such as **topsoil, compost, peat, waste soil, glass, demolition waste** etc.



Hundreds of ALLU applications worldwide


Screening



Pipeline padding/back filling



Screening top soil



Screening and loading peat

Crushing



Crushing glass



Crushing bricks / black top asphalt



Crushing demolition waste

Mixing



Mixing sand and clay



Mixing top soil and sand



Mixing sludge and bark

Stabilising



Stabilising foundation layers



Stabilising clay



Stabilising soil with lime

Aerating



Aerating sludge compost



Aerating contaminated soil compost



Aerating biowaste compost

Unique ALLU Features

- » High production even with wet materials
- » Easy to control by tilting the bucket
- » Produces homogenous end product.
- » Fenders protect bearings against dust
- » No nuts and bolts in the material flow
- » Changeable blades
- » Service hatches behind the machine



Complete ALLU D -Series

New models



DN and DNS: Basic

- For excavators from 10 to 28 tonnes
- For wheel loaders from 5 to 14 tonnes
- Economic choice for basic applications

DS and DSB: Strong

- For excavators from 16 to 35 tonnes
- For wheel loaders from 8 to 22 tonnes
- Medium heavy and heavy applications

DH and DHB: Heavy Duty

- For excavators from 18 to 45 tonnes
- For wheel loaders from 8 to 30 tonnes
- Heavy duty and extra heavy duty applications

Screening and Crushing

40 and 60 mm Drum

- changeable blades



Stabilising, mixing, aerating and crushing

X75 and X100 Drum

- fixed blades





- » Bolt on mounting plate
- » Built in power adjustment valve
- » Can be mounted as face shovel or backhoe
- » Rigid frame design and strong power transmission
- » Lubrication grease inside the chain boxes ensure long transmission life time
- » High torque power transmission ensures powerful start-up and rotation
- » 30 % bigger volume with extra sides
- » Screens material with one start-up without any back and forth rotation


– Screening and Crushing Drums –

	40/60 mm	X75/X100	15/25 mm <small>Small diameter</small>	15/25 mm <small>Big diameter</small>	Power Transmission
DN	●	●			Single
DNS			●		Single
DS	●	●			Single
DSB				●	Twin
DH	●	●			Twin
DHB				●	Twin

Fine Screening

DiDS Drum (small diameter)


• four point star screening drum



Fine Screening

DiDB Drum (big diameter)

• five point star screening drum



ALLU Screener Crusher Attachment



Model	Recommended minimum weight for Excavator		Recommended minimum weight for Wheel loader		Volume water/ heap ISO/ SAE m ³	Screening area m ²	Hydr. oil flow l/min	Max hydr. power cont./ peak kW	Blades / machine		Measurements H x W x L cm	Weight 60 mm drums kg
	0,9 tn/m ³ t (min.)	1,9 tn/m ³ t (min.)	0,9 tn/m ³ t (min.)	1,9 tn/m ³ t (min.)					40 mm drums pcs	60 mm drums pcs		

10 - 45 t EXCAVATORS & 4 - 30 t WHEEL LOADERS & BACKHOE LOADERS

Basic												
DN 2-09	10	14	4	6	0,5/0,6	0,5	70-120	45/60	28	20	111 x 128 x 125	940
DN 2-12	12	16	6	8	0,6/0,7	0,6	70-120	45/60	40	28	111 x 128 x 151	1070
DN 2-17	15	20	7	10	0,9/1,0	0,9	70-120	45/60	60	44	111 x 128 x 205	1330
DN 3-09	12	16	6	8	0,7/0,8	0,7	70-120	45/60	42	30	136 x 140 x 125	1150
DN 3-12	16	20	7	10	1,0/1,2	0,9	95-160	70/110	60	42	136 x 140 x 151	1330
DN 3-17	20	24	9	13	1,3/1,5	1,4	95-160	70/110	90	66	136 x 140 x 205	1660

Strong												
DS 3-12	16	22	8	11	1,0/1,2	0,9	95-160	70/110	60	42	144 x 151 x 161	1620
DS 3-17	20	25	9	14	1,3/1,5	1,4	95-160	70/110	90	66	144 x 151 x 215	1990
DS 3-23	24	32	12	17	1,7/2,0	1,7	120-200	70/110	126	90	144 x 151 x 269	2360
DS 4-12	20	25	10	13	1,2/1,4	1,2	95-160	70/110	80	56	169 x 175 x 161	1940
DS 4-17	24	32	12	18	1,8/2,1	1,7	120-200	70/110	120	88	169 x 175 x 215	2400
DS 4-23	30	NOTE 5	14	22	2,3/2,7	2,3	120-200	70/110	168	120	169 x 175 x 269	2930

Heavy												
DH 3-12	18	23	8	11	1,0/1,2	0,9	140-235	75/110	60	42	145 x 153 x 161	1890
DH 3-17	22	27	10	15	1,3/1,5	1,4	140-235	75/110	90	66	145 x 153 x 215	2330
DH 3-23	26	35	14	18	1,7/2,0	1,7	140-235	75/110	126	90	145 x 153 x 269	2870
DH 4-12	22	28	10	14	1,2/1,4	1,2	140-235	75/110	80	56	170 x 177 x 161	2240
DH 4-17	27	36	14	19	1,8/2,1	1,7	140-235	75/110	120	88	170 x 177 x 215	2770
DH 4-23	32	45	16	24	2,3/2,7	2,3	190-315	125/225	168	120	170 x 177 x 269	3370
DH 4-27	36	NOTE 5	18	27	2,9/3,4	2,8	240-400	125/225	208	144	170 x 177 x 315	4140

	Max weight excavator t	Max weight wheel loader t	Hydraulic motor pcs
DN -series	28	14	1
DS -series	35	22	1
DH -series	45	30	2

- NOTE!**
1. Minimum recommended base machine weights are calculated without extra side, 300 kg adapter included, and with material density of 0,9 and 1,9 t/m³.
 2. Check the tipping load from the base machines' technical info. This may increase minimum weight recommendation even by 1 - 3 tonnes.
 3. Specifications subject to modifications at manufacturers' discretion. All weights/sizes are approximate
 4. Volume increases approximately 30 % with extra sides.
 5. Factory confirmation required

Screening and Crushing Blades (for 40 mm and 60 mm drums)

Universal blade



Universal blade for most applications and materials.

Long blade



Special blade for screening and aerating compost and other soft materials to increase capacity.

Axe blade



Special blade for crushing bark and mixing compost.

Oval blade



Special blade for screening material with high stone content or when reduced crushing effect is needed.

ALLU Fine Screening Attachment



Model	Recommended minimum weight for Excavator		Recommended minimum weight for Wheel loader		Volume water/ heap ISO/ SAE m ³	Screening area m ²	Hydr. oil flow l/min	Max hydr. power cont./peak kW	Measurements H x W x L cm	Weight	
	0,9 tn/m ³ t (min.)	1,9 tn/m ³ t (min.)	0,9 tn/m ³ t (min.)	1,9 tn/m ³ t (min.)						25 DiD drums kg	15 DiD drums kg

10 - 45 t EXCAVATORS & 4 - 30 t WHEEL LOADERS & BACKHOE LOADERS

Basic												
DNS 2-09	10	14	4	6	0,5/06	0,5	80-165	70/110	111 x 128 x 125	1030	1070	
DNS 2-12	12	16	6	8	06,07	0,6	80-165	70/110	111 x 128 x 151	1180	1240	
DNS 2-17	15	20	7	10	0,9/1,0	0,9	100-200	70/110	111 x 128 x 205	1480	1600	
DNS 3-09	12	16	6	8	0,7/0,8	0,7	80-165	70/110	136 x 140 x 125	1250	1340	
DNS 3-12	16	20	7	10	1,0/1,2	0,9	100-200	70/110	136 x 140 x 151	1460	1560	
DNS 3-17	20	24	9	13	1,3/1,5	1,4	100-200	70/110	136 x 140 x 205	1830	2000	

Strong												
DSB 2-12	16	22	8	11	1,0/1,2	0,9	95-235	75/110	144 x 151 x 161	1740	1880	
DSB 2-17	20	25	9	14	1,3/1,5	1,4	95-235	75/110	144 x 151 x 215	2180	2370	
DSB 2-23	24	32	12	17	1,7/2,0	1,7	160-370	135/225	144 x 151 x 269	2730	2900	
DSB 3-12	20	25	10	13	1,2/1,4	1,2	95-235	75/110	169 x 175 x 161	2210	2400	
DSB 3-17	24	32	12	18	1,8/2,1	1,7	95-235	75/110	169 x 175 x 215	2780	3070	
DSB 3-23	30	NOTE 5	14	22	2,3/2,7	2,3	160-370	135/225	169 x 175 x 269	3460	3870	

Heavy												
DHB 2-12	18	23	8	11	1,0/1,2	0,9	95-235	135/225	145 x 153 x 161	2020	2150	
DHB 2-17	22	27	10	15	1,3/1,5	1,4	95-235	135/225	145 x 153 x 215	2520	2710	
DHB 2-23	26	35	14	18	1,7/2,0	1,7	160-370	135/225	145 x 153 x 269	3150	3410	
DHB 3-12	22	28	10	14	1,2/1,4	1,2	95-235	135/225	170 x 177 x 161	2520	2700	
DHB 3-17	27	36	14	19	1,8/2,1	1,7	95-235	135/225	170 x 177 x 215	3150	3440	
DHB 3-23	32	45	16	24	2,3/2,7	2,3	160-370	135/225	170 x 177 x 269	3910	4310	

	Max weight excavator t	Max weight wheel loader t	Hydraulic motor pcs
DNS -series	28	14	1
DSB -series	35	22	2
DHB -series	45	30	2

NOTE!

1. Minimum recommended base machine weights are calculated without extra side, 300 kg adapter included, and with material density of 0,9 and 1,9 t/m³.
2. Check the tipping load from the base machines' technical info. This may increase minimum weight recommendation even by 1 - 3 tonnes.
3. Specifications subject to modifications at manufacturers discretion. All weights/sizes are approximate
4. Volume increases approximately 30 % with extra sides.
5. Factory confirmation required

Fine Screening Drums

Small disc (for DNS models)

- four point star screening drum



Big disc (for DSB and DHB models)

- five point star screening drum



ALLU DOES IT ALL...

ALLU products for soil improvement



ALLU Screener Crusher

Screening, crushing, mixing, aerating, and loading in one step operation



ALLU Stabilisation System

Mixing soil and binding agent in mass stabilisation



ALLU Compacting Plate

High power compacting plates for demanding job sites

Headquarter

ALLU Finland Oy

Jokimäentie 1,
16320 Pennala, FINLAND
Tel: +358 3 882 140
Fax: +358 3 882 1440
Email: info@allu.net

Germany

ALLU Deutschland GmbH

Klößnerstraße 3,
32257 Bünde, GERMANY
Tel: +49 5223 180 150
Fax: +49 5223 180 1515
Email: deutschland@allu.net

France

ALLU France S.A.R.L

180, ZA les Bruottées
21200 Vignoles, FRANCE
Tel: +33 3 80 24 04 34
Fax: +33 3 80 24 04 36
Email: france@allu.net

North America

ALLU Group Inc.

700 Huyler Street, Teterboro,
New Jersey 07608, USA
Toll Free: 800-939-ALLU (2558)
Tel: +1 (201) 288-2236
Fax: +1 (201) 288-4479
Email: usa@allu.net

Sweden

ALLU Sverige AB

Stenvretsgatan 1
SE-749 40 Enköping, SWEDEN
Tel: +46 (0)171-17 15 17
Email: sverige@allu.net

ALLU Sales office China

29G Liang Feng Building,
8 Dongfang Road,
200120 Shanghai, P.R. CHINA
Tel: +86 21 5888 5836
Fax: +86 21 5888 5801
Email: china@allu.net

ALLU Sales office Middle East

Tel: +968 9885 3091
Email: me@allu.net

Dealer

Authorised ALLU dealer in VIC

Walkers Hammers, 3/ 4 - 6 Somerleigh Road, Laverton North

p 03 9315 3788 | e sales@walkershammers.com.au | walkershammers.com.au



For more information go to www.allu.net